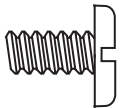
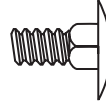


HEADS AND DRIVES

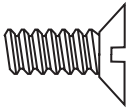
SCREW AND BOLT HEAD SHAPES



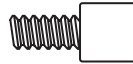
Cheese Head



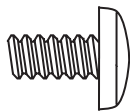
Cup Head with square neck



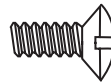
Flat / Countersunk



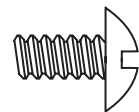
Cylinder (Socket Cap)



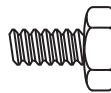
Pan Head



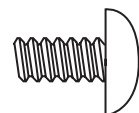
Oval / Raised Countersunk



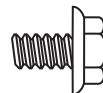
Round



Hex

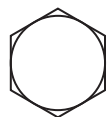


Button



Hex with Flange

SCREW HEAD DRIVES



Hex (External Drive)



Torx



Slotted



Pozidrive



Hex Socket (Internal Drive)



Phillips Drive